



Backhoe Dozer Attachment



High Dumping @ 13.12Ft
Tallest Loader in India




@ Construction Sites



Material handling at Batching plant



Radial Loader Attachment



BULL DOZER V2

BULL MACHINES PVT. LTD.,
Trichy Road, COIMBATORE - 641 103, INDIA
Ph. : 0422 - 658 6677, 658 6655, Fax : 0422 - 2270955, Cell : 098422 87770
email : sales@bullmachine.com, website : www.bullindia.com
North Zone Office :
H-101, SECTOR - 63, NOIDA - 201 301.
Tel : 0120 - 3256 574, 4751 333 (7lines) Telefax : 2427 165
Mobile : 093120 69285, email : dro@bullmachine.com



Dealer:

RIDING INTO THE FUTURE

www.bullindia.com

FRONT END LOADER ATTACHMENT

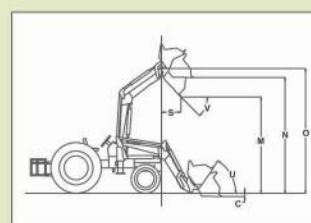
V2 11 IMPROVEMENTS

Salient Features of Loader

- Heavy Duty Loader
- 3 - D positional valve mechanism for enhanced operator comfort.
- Bucket level indicator for superior loader application.
- Loader detachable within 20 minutes by a single person at site.
- BQRSL Mechanism : Enables exchanging of loader bucket attachments within seconds by operating a single lever, no spanner required.
- Low diesel Consumption
- Option of various heights dump loaders with : 2.7 m, 3.0m , 4.0m dump heights.

EXTRA

V2 COMFORT
STRENGTH
RELIABILITY
BUCKET OPTIONS



LOADER SPECIFICATION

TECHNICAL DATA	LOADER SPECIFICATION			TECHNICAL DATA	MM (FEET_INCHES)
	STD. V2 LOADER mm (Ft_Inch)	EX. HT. V2 LOADER mm (Ft_Inch)	MAXX. V2 LOADER mm (Ft_Inch)		
O Pin height / Lift height	3350 (11ft)	3700 (12ft - 1.6 in)	3700 (12ft - 1.6 in)	K Max. working height	4675 (15 ft - 4.1 in)
N Load over height (Bucket parallel to the ground in the highest lifting position)	3100 (10 ft - 2 in)	3520 (11 ft - 6.5 in)	4350 (14 ft - 3.2 in)	L Max. load over height	3280 (10 ft - 9.1 in)
M Dump height @ 45°	2680 (8 ft - 9.5 in)	2988 (9ft - 9.6 in)	2988 (9ft - 9.6 in)	M Ground level reach from slew center	4560 (14 ft - 11.5 in)
with optional booster bucket (dump height)	-	-	4195(13 ft - 9.12 in)	N Max. dig depth	3540 (11 ft - 7.4 in)
S Reach at full height fully dumped	700 (2 ft - 3.6 in)	700 (2 ft - 3.6 in)	700 (2 ft - 3.6 in)	Q Bucket rotation power	200*
C Working depth	150 (0.5ft)	150 (0.5ft)	150 (0.5ft)		
V Dump Angle	60°	60°	60°		
U Roll back at ground	60°	60°	60°		

PATENTED DESIGN - PROTECTS YOUR TRACTOR



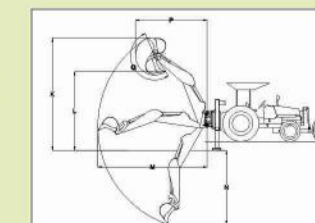
BACKHOE LOADER ATTACHMENT



Salient Features of backhoe

- Heavy duty backhoe with tear out force of 5700 Kgf
- Shortest Cycle Time in the category.
- Excavation output ~ 1400-1800 Cu.ft / hr with 0.21/.23 cum buckets *
- Attachment mounted free of cost at customer's site
- Diesel Consumption in Backhoe usage ~ 4 litres*
- Nationwide easy availability of spares and service
- Thousands of satisfied corporate customers

* depends upon the soil conditions



39 Types of Interchangeable Buckets with BQRSL Mechanism



Booster Bucket Stone Bucket Fork lift Grabbing Fork